



FY 2022/23



BUDGET IN BRIEF

Welcome to the City's Budget in Brief, a presentation of our financial plan for delivering services that are consistent with the City Council driven priorities, goals and objectives. The City of Fort Bragg's budget cycle is based on the fiscal year, which begins July 1 and ends June 30 the following year.

CONTACT INFORMATION

Fort Bragg City Hall
416 N. Franklin Street, Fort Bragg, CA 95437

Email: iwhippy@fortbragg.com

Phone: (707) 961 2825

To view the Budget or CIP in its entirety,
visit the City's finance page at:
<https://www.city.fortbragg.com/departments/finance-utility-billing>

The Budget Process

Community Outreach (July-Feb)

Council and Staff gather input from the community through Committee & Council Meetings.

City Council Sets Budget Priorities

Council sets Budget Goals based on Community Feedback and Priorities. Mid-Term Budget Workshop

Budget Development (April-May)

City Staff develop work and budget plans.

Proposed Budget - Workshop-May

Proposed Budget is finalized and submitted to the City Council for review. The City Council conducts Budget Hearing.

Budget Adoption - June

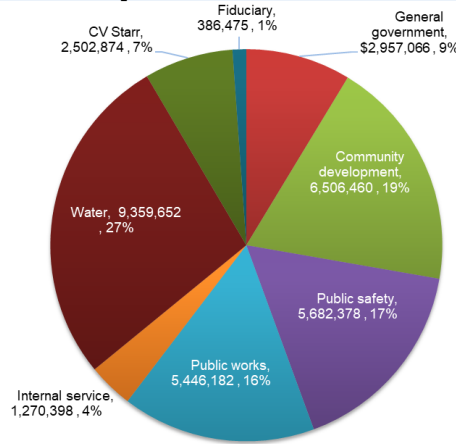
City Council Approves Final Budget for Adoption prior to the new Fiscal year.

CITY COUNCIL BUDGET GOALS FY 2022/23

PRIORITY	GOAL	STATUS
1	Adopt a Balanced Budget	✓
2	Maintain Current level of Service (No Layoffs, no Program Cuts)	✓
3	Maintain Operating Reserves and Litigation Reserves	✓
4	Provide Funding for Emergency Reserves	✓
5	Provide Cost of Living Adjustment for Staff	✓
6	Provide Additional Contributions to pay down UAL	✓

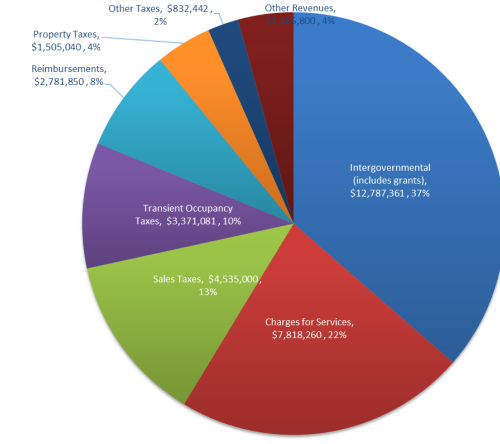
CITY WIDE BUDGET FY 2022/23

Expenditures



\$37.7M
CITY WIDE EXPENDITURES

Revenues



\$48.1M
CITY WIDE REVENUES

YOUR ELECTED OFFICIALS



Mayor
Bernie Norvell



Vice Mayor
Jessica Morsell-Haye



Councilmember
Lindy Peters



Councilmember
Tess Albin-Smith



Councilmember
Marcia Rafanan

Council Goals

HOUSING



- Community Land Trust
- 200 units in the next 5 years
- Create more Housing opportunities
- Sales Tax Ballot Measure- Workforce Housing Housing

INFRASTRUCTURE



- Broadband to produce Jobs and Revenues
- Water Resources, Desal & Resiliency
- Renewable Energy
- Emphasize Grants for City Infrastructure
- Maintain Funding for CIP

JOBS/INDUSTRY



- Broadband
- Partner with Educational Institutions
- Foster and Sustain local businesses
- Economic Development Initiatives

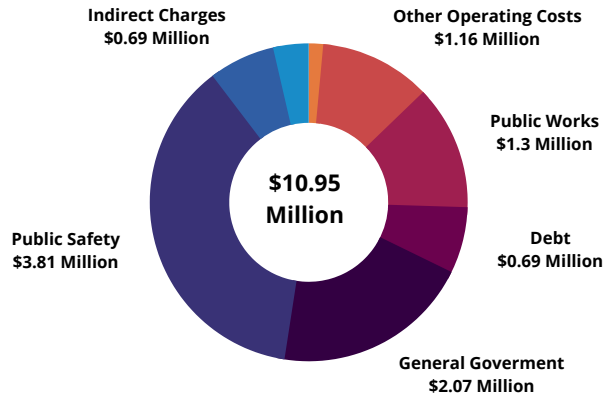
QUALITY OF LIFE



- Beautification of Streets/Sidewalks/Alleys
- Maintain a fully staffed Police force
- Foster and Sustain local businesses
- Mental Health
- Parks and Soccer fields

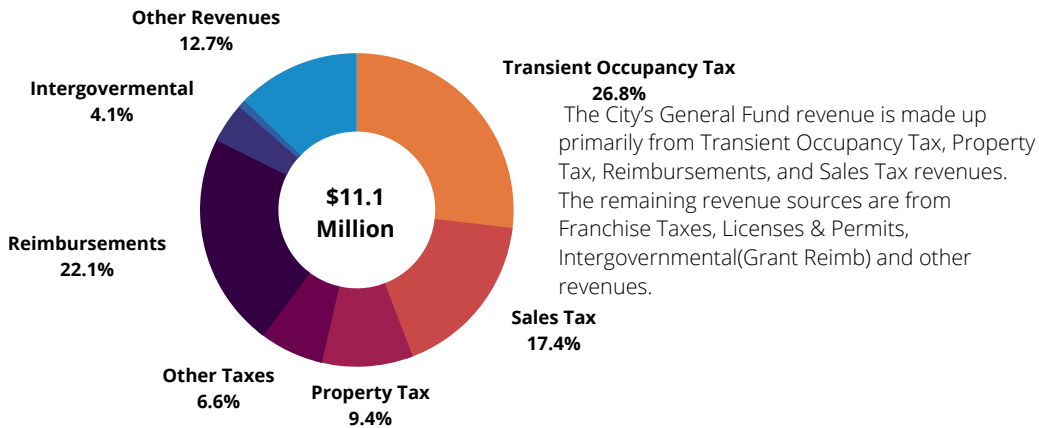
General Fund

WHERE DO YOUR TAX DOLLARS AND FEE PAYMENTS GO?



GENERAL FUND SURPLUS FY 2022/23
\$179k

HOW IS THE CITY FUNDED?



The City's General Fund revenue is made up primarily from Transient Occupancy Tax, Property Tax, Reimbursements, and Sales Tax revenues. The remaining revenue sources are from Franchise Taxes, Licenses & Permits, Intergovernmental(Grant Reimb) and other revenues.

General Fund Forecast

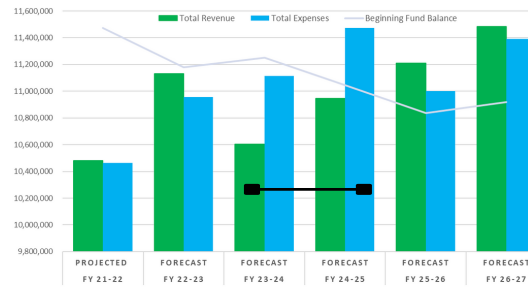
The General Fund five-year forecast shown in the chart below includes projected revenues generated from existing revenue sources and transfers in, as well as expected increases related to rising expenditures particularly Personnel and CALPERS UAL costs.

The current projections with a looming Recession in FY 23/24, would see Declines in City Tax Revenues at a minimum of 10-20% for the next two Fiscal years with a slow recovery of 3% in subsequent fiscal years. The City will rely on Rainy Day Reserves (depicted on the right) to balance the Operating Budget.

General Fund Challenges Ahead Ahead

1. Looming Recession

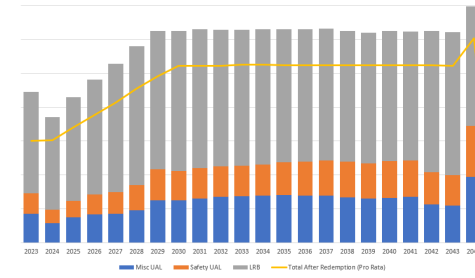
Inflation, Decline in Economic Activity, Fuel Price Increases.



CITY'S TOP TAX REVENUES

-10% Est. to affect Sales Tax & TOT Taxes

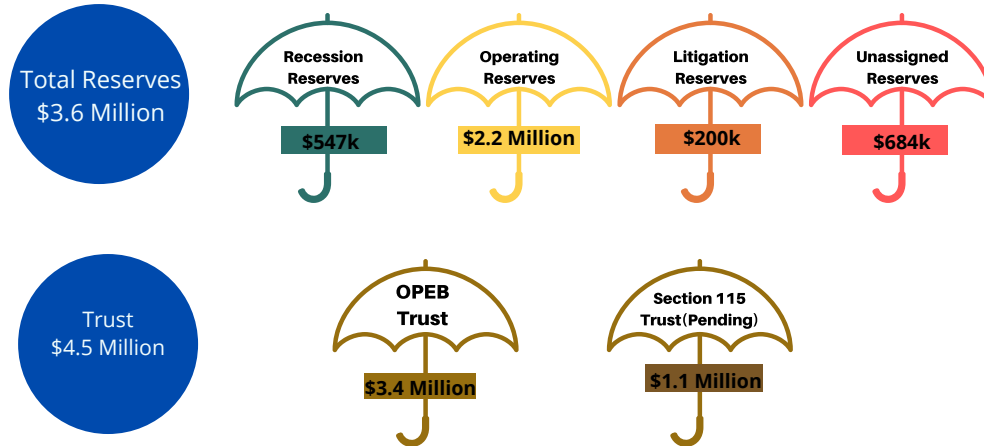
2. CALPERS Unfunded Liability (UAL)



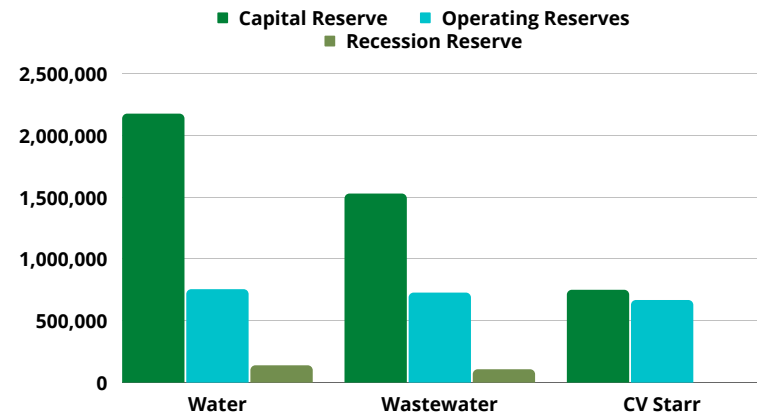
CALPERS INVESTMENT EARNINGS (AS OF MAY)

-8% Est. to Increase UAL by \$1M+

General Fund Reserves



Enterprise Reserves



CAPITAL IMPROVEMENT PROGRAM (CIP)

The Capital Improvement Program, shaped by the needs of the community and approved by the City Council, is a five-year forecast of the City's anticipated capital improvement needs.

Funding is typically set aside to cover the first three years of CIP projects, and projects in the final two years are tentative and subject to change to allow for changes in priorities or funding. Here is an overview of current CIP projects and funding requirements.

Municipal Facilities \$334k

Design for the Main Street Fire Station Rehab \$203k, Town Hall Bathrooms \$130k, and the Corporation Yard Roof Replacement \$50k.

Parks \$1.03M

The project's purpose is to restore the "family friendly" environment at Bainbridge Park. The next phase will be the Wiggly Giggly playground and playground surfacing \$697k and \$330k for two soccer fields.

Water \$15.5M

CIP Water allocations include \$4.2 million for Water Treatment Plant Overhaul, \$8.3 million for Raw Water Line Engineering, \$1.1 million for Water Tank installation, Water Meter Replacement \$2.8 million, and \$1.05 million for emergency power infrastructure improvements.

Sewer \$1.5M

Includes \$750k for Collection System Rehab, Pudding Creek Sewer Main Relocation \$225k, \$300k Onsite Sodium Hypochlorite Generator, and \$170k Dryer Building Reconstruction.

Streets Rehabilitation \$2.8M

This project will rehabilitate the pavement of up to 8 streets throughout the City and incorporates the previously programmed street striping project, bollard installation, and crosswalk rehabilitation in the downtown pedestrian core, including much of Franklin Street and the Central Business District corridor and striping, the stamped crosswalks.

Notable Capital Projects



Raw Water Line \$8.3 million

Replacement of water lines from the City's three sources. Waterfall Gulch, Newman Gulch, and the Noyo River.



Water Treatment Plant \$7.4 million

Improvements to the Treatment Plan include increase the filter to waste pipe size, replace filter media, replace-upgrade filter underdrain, filter wash system, replace clarifier media, replace air manifold, water inlet headers, and sandblast and paint the units.



Bainbridge Park Soccer Fields \$330k & Wiggly Giggly Improvements \$679k

The project's purpose is to restore the "family friendly" environment at Bainbridge Park.



Water Meter Replacement \$2.8 million

This project will replace and upgrade water meters throughout the City. The current water meters were installed in 2007 with a 10 to 15 year lifespan.

CITY AT WORK



Public Safety



- Police Response to Service Calls: 11,579
- Number of Fire Calls: 579
- Bookings: 668
- Number of Police Incident Cases: 1,098



City Clerk

- Resolutions/Ordinances processed: 161
- City Council Agenda Packets Published: 42
- Public Records Request: 294
- Public Records Records Reviewed: 8,868
- Contracts processed: 97



METRICS Utilities

- Avg. Number of Customers Accounts: 2,834
- The available supply of Water: 20,800 (thousand of gallons)
- Customer Service Calls: 1,253
- Service Profile/Leak Investigation: 76
- Water Main Pipelines: 30 miles
- Sewer Lines: 27 miles
- Raw Water Transmission Lines: 5.75 miles



Community Development

- Building Permits: 146
- Code Enforcement Cases: 131
- New Business Licenses: 92
- Sign Permits: 20
- Development Permits: 63



Parks, Streets & Facilities

- Parks Maintained: 4
- Streets: 26.4 miles
- Alleys: 19 miles
- Sidewalks: 40
- City Facilities: 5