

RESOLUTION NO. 3525-2012

RESOLUTION OF THE FORT BRAGG CITY COUNCIL RECITING THE FACT OF THE SPECIAL ALL-MAIL BALLOT MUNICIPAL ELECTION HELD ON MARCH 6, 2012, DECLARING THE RESULT AND SUCH OTHER MATTERS AS PROVIDED BY LAW

WHEREAS, a Special All-Mail Ballot Municipal Election was held and conducted in the City of Fort Bragg, California, on Tuesday, March 6, 2012, as required by law; and

WHEREAS, notice of election was given in time, form and manner as provided by law; that election officers were appointed and that in all respects the election was held and conducted and the votes were cast, received and canvassed and the returns made and declared in time, form and manner as required by the provisions of the Elections Code of California for the holding of elections in general law cities; and

WHEREAS, the Mendocino County Clerk-Recorder has canvassed the returns of the election and has certified the results to the City Council, the results are received, attached and made a part hereof as Exhibit "A."

NOW, THEREFORE, BE IT RESOLVED that the City Council of the City of Fort Bragg does hereby resolve, declare, determine and order as follows:

1. That the whole number of all-mail ballots cast in the City was 1,782.
2. That the measure voted upon at the election is as follows:

Shall the Fort Bragg City Council be authorized to levy a ½ cent special transactions and use tax (special sales tax) to provide dedicated revenue solely for operations, maintenance and capital improvements at the C.V. Starr Community Center as set forth in the C.V. Starr Community Center Special Sales Tax Ordinance and contingent upon the Mendocino Coast Recreation and Park District transferring ownership of the C.V. Starr Community Center to the City and providing funding as described in the Ordinance?	Yes	
	No	

3. That the number of votes given in the City for and against the measure were as listed in Exhibit "A" attached.


4. That the City Council does declare and determine that as a result of the election more than 2/3 of the voters voting on the measure related to the sales tax rate increase did vote in favor of it, and that the measure was carried, and shall be deemed adopted and ratified.

5. The City Clerk shall enter on the records of the City Council of the City a statement of the results of the election showing: (1) The whole number of votes cast in the City; (2) The measure voted upon; and (3) The total number of votes given for and against the measure.

The above and foregoing Resolution was introduced by Councilmember Gjerde, seconded by Councilmember Courtney, and passed and adopted at a regular meeting of the City Council of the City of Fort Bragg held on the 26th day of March, 2012, by the


following vote:

AYES: Councilmembers Courtney, Gjerde, Hammerstrom, and Mayor
Turner.
NOES: None.
ABSENT: None.
ABSTAIN: None.

A handwritten signature in black ink, appearing to read "D. Turner", written over a horizontal line.

DAVE TURNER,
Mayor

ATTEST:



Cynthia M. VanWormer, CMC
City Clerk



**CERTIFICATE OF COUNTY CLERK
TO RESULT OF THE CANVASS
AT THE SPECIAL ALL MAIL CITY OF FORT BRAGG ELECTION
HELD ON
MARCH 6, 2012
COUNTY OF MENDOCINO**

STATE OF CALIFORNIA)
)**ss.**
COUNTY OF MENDOCINO)

I, **SUSAN M. RANOCHAK, COUNTY CLERK** of said county, do hereby certify the following to be a true and correct copy of the Official Statement of Votes Cast at the SPECIAL ALL MAIL CITY OF FORT BRAGG Election held on MARCH 6, 2012, for the measure(s) herein set forth. Witness my hand and official seal this 8TH day of MARCH, 2012.



**SUSAN M. RANOCHAK, COUNTY CLERK
COUNTY OF MENDOCINO**

STATEMENT OF VOTES CAST
 SPECIAL ALL MAIL CITY OF FORT BRAGG ELECTION
 COUNTY OF MENDOCINO
 MARCH 6, 2012
 FINAL OFFICIAL RESULTS

Date:03/08/12
 Time:13:36:29
 Page:1 of 2

	TURN OUT			MEASURE A					
	Reg Voters	Cards Cast	% Turnout	Reg. Voters	Times Counted	Total Votes	YES		NO
Jurisdiction Wide									
400004-WOODLAND									
VBM	877	485	55.30%	877	485	485	371	76.49%	114 23.51%
Mail Ballot Prcts	877	0	0.00%	877	0	0	0	-	0 -
Total	877	485	55.30%	877	485	485	371	76.49%	114 23.51%
999423-ISLAND									
VBM	81	0	0.00%	81	0	0	0	-	0 -
Mail Ballot Prcts	81	60	74.07%	81	60	60	43	71.67%	17 28.33%
Total	81	60	74.07%	81	60	60	43	71.67%	17 28.33%
999424-SPRUCE									
VBM	203	0	0.00%	203	0	0	0	-	0 -
Mail Ballot Prcts	203	110	54.19%	203	110	110	85	77.27%	25 22.73%
Total	203	110	54.19%	203	110	110	85	77.27%	25 22.73%
999425-BUSH									
VBM	218	0	0.00%	218	0	0	0	-	0 -
Mail Ballot Prcts	218	156	71.56%	218	156	156	122	78.21%	34 21.79%
Total	218	156	71.56%	218	156	156	122	78.21%	34 21.79%
999426-FIR									
VBM	137	0	0.00%	137	0	0	0	-	0 -
Mail Ballot Prcts	137	74	54.01%	137	74	74	57	77.03%	17 22.97%
Total	137	74	54.01%	137	74	74	57	77.03%	17 22.97%
999427-LAUREL									
VBM	152	0	0.00%	152	0	0	0	-	0 -
Mail Ballot Prcts	152	76	50.00%	152	76	76	64	84.21%	12 15.79%
Total	152	76	50.00%	152	76	76	64	84.21%	12 15.79%
999428-FERN									
VBM	211	0	0.00%	211	0	0	0	-	0 -
Mail Ballot Prcts	211	125	59.24%	211	125	125	80	64.00%	45 36.00%
Total	211	125	59.24%	211	125	125	80	64.00%	45 36.00%
999429-TAUBOLD									
VBM	186	0	0.00%	186	0	0	0	-	0 -
Mail Ballot Prcts	186	87	46.77%	186	87	87	72	82.76%	15 17.24%
Total	186	87	46.77%	186	87	87	72	82.76%	15 17.24%
999430-MONSEN									
VBM	0	0	-	0	0	0	0	-	0 -
Mail Ballot Prcts	0	0	-	0	0	0	0	-	0 -
Total	0	0	-	0	0	0	0	-	0 -
999431-MADSEN									
VBM	0	0	-	0	0	0	0	-	0 -
Mail Ballot Prcts	0	0	-	0	0	0	0	-	0 -
Total	0	0	-	0	0	0	0	-	0 -
999432-DENNISON									
VBM	177	0	0.00%	177	0	0	0	-	0 -
Mail Ballot Prcts	177	120	67.80%	177	120	120	81	67.50%	39 32.50%
Total	177	120	67.80%	177	120	120	81	67.50%	39 32.50%
999433-FRANKLIN									
VBM	96	0	0.00%	96	0	0	0	-	0 -
Mail Ballot Prcts	96	43	44.79%	96	43	43	32	74.42%	11 25.58%
Total	96	43	44.79%	96	43	43	32	74.42%	11 25.58%
999434-ALDER									
VBM	172	0	0.00%	172	0	0	0	-	0 -
Mail Ballot Prcts	172	98	56.98%	172	98	98	68	69.39%	30 30.61%
Total	172	98	56.98%	172	98	98	68	69.39%	30 30.61%
999435-HAZEL									
VBM	146	0	0.00%	146	0	0	0	-	0 -
Mail Ballot Prcts	146	66	45.21%	146	66	66	44	66.67%	22 33.33%
Total	146	66	45.21%	146	66	66	44	66.67%	22 33.33%

STATEMENT OF VOTES CAST
 SPECIAL ALL MAIL CITY OF FORT BRAGG ELECTION
 COUNTY OF MENDOCINO
 MARCH 6, 2012
 FINAL OFFICIAL RESULTS

Date:03/08/12
 Time:13:36:29
 Page:2 of 2

	TURN OUT			MEASURE A					
	Reg Voters	Cards Cast	% Turnout	Reg. Voters	Times Counted	Total Votes	YES		NO
999436-SANDERSON									
VBM	178	0	0.00%	178	0	0	0	-	0
Mail Ballot Prcts	178	99	55.62%	178	99	99	73	73.74%	26
Total	178	99	55.62%	178	99	99	73	73.74%	26
999437-CYPRESS									
VBM	204	0	0.00%	204	0	0	0	-	0
Mail Ballot Prcts	204	101	49.51%	204	101	101	87	86.14%	14
Total	204	101	49.51%	204	101	101	87	86.14%	14
999438-CANYON VIEW									
VBM	122	0	0.00%	122	0	0	0	-	0
Mail Ballot Prcts	122	66	54.10%	122	66	66	52	78.79%	14
Total	122	66	54.10%	122	66	66	52	78.79%	14
999439-DEER MEADOWS									
VBM	15	0	0.00%	15	0	0	0	-	0
Mail Ballot Prcts	15	12	80.00%	15	12	12	6	50.00%	6
Total	15	12	80.00%	15	12	12	6	50.00%	6
999440-RIVERVIEW									
VBM	5	0	0.00%	5	0	0	0	-	0
Mail Ballot Prcts	5	4	80.00%	5	4	4	2	50.00%	2
Total	5	4	80.00%	5	4	4	2	50.00%	2
Total									
VBM	3180	485	15.25%	3180	485	485	371	76.49%	114
Mail Ballot Prcts	3180	1297	40.79%	3180	1297	1297	968	74.63%	329
Total	3180	1782	56.04%	3180	1782	1782	1339	75.14%	443
CITIES									
FORT BRAGG									
VBM	3180	485	15.25%	3180	485	485	371	76.49%	114
Mail Ballot Prcts	3180	1297	40.79%	3180	1297	1297	968	74.63%	329
Total	3180	1782	56.04%	3180	1782	1782	1339	75.14%	443
Total									
VBM	3180	485	15.25%	3180	485	485	371	76.49%	114
Mail Ballot Prcts	3180	1297	40.79%	3180	1297	1297	968	74.63%	329
Total	3180	1782	56.04%	3180	1782	1782	1339	75.14%	443